





Vocab Facial Expressions

Directions: Create a facial expression matrix. Create a table or matrix with one box for each of your four words. Draw heads with pertinent facial expressions and related thought bubbles to summarize how a person would feel based on the vocab word.

 <p>Blank line drawing of a human head in profile, facing left, with a large empty speech bubble to its right.</p>	 <p>Blank line drawing of a human head in profile, facing left, with a large empty speech bubble to its right.</p>
 <p>Blank line drawing of a human head in profile, facing left, with a large empty speech bubble to its right.</p>	 <p>Blank line drawing of a human head in profile, facing left, with a large empty speech bubble to its right.</p>